



# PRESIDENCY UNIVERSITY

BENGALURU

Roll No.																			
----------	--	--	--	--	--	--	--	--	--	--	--	--	--	--	--	--	--	--	--

## Mid - Term Examinations - MARCH 2026

Date: 10-03-2026

Time: 09:30am - 11:00am

<b>School:</b> SOE	<b>Program:</b> B.Tech CIV		
<b>Course Code :</b> CIV3001	<b>Course Name:</b> Estimation, Costing and Valuation		
<b>Semester:</b> VI	<b>Max Marks:</b> 50	<b>Weightage:</b> 25%	

CO - Levels	C01	C02	C03	C04	C05
Marks	30	20			

### Instructions:

- (i) Read all questions carefully and answer accordingly.
- (ii) Do not write anything on the question paper other than roll number.

### Part A

Answer ALL the Questions. Each question carries 2marks.

5Q x 2M=10M

1	Explain annual repair and maintenance estimation.	2 Marks	L2	C01
2	List any four types of contracts.	2 Marks	L1	C01
3	Explain preliminary estimate.	2 Marks	L2	C01
4	State the unit of measurement for Dadoing, Cornice, pointing and Frames for doors.	2 Marks	L1	C01
5	Explain carpet area in estimation.	2 Marks	L2	C01

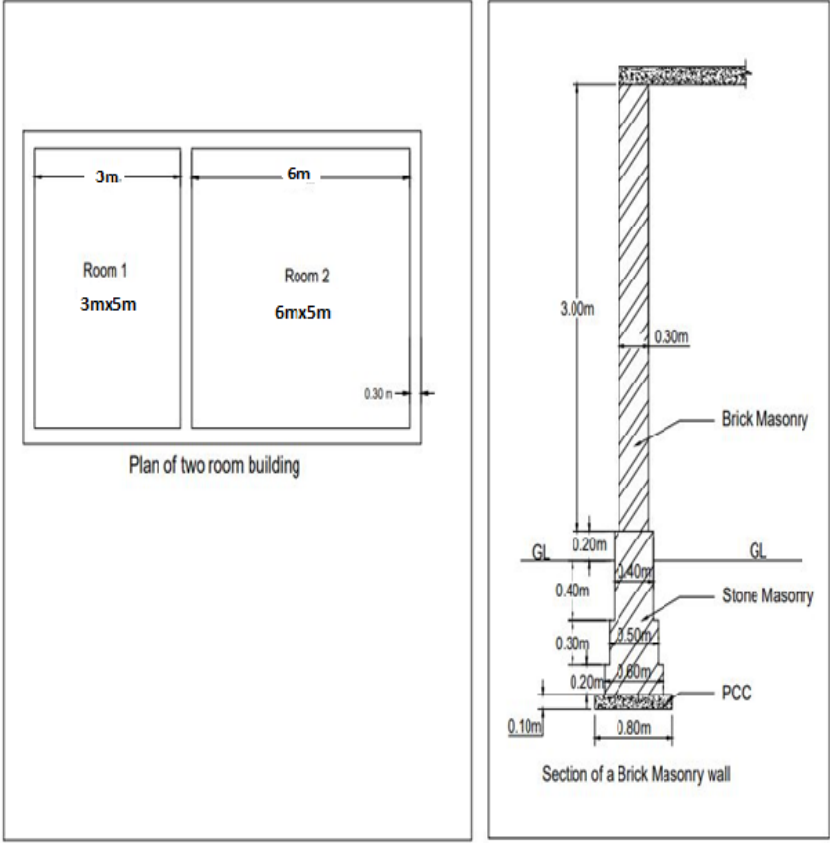
### Part B


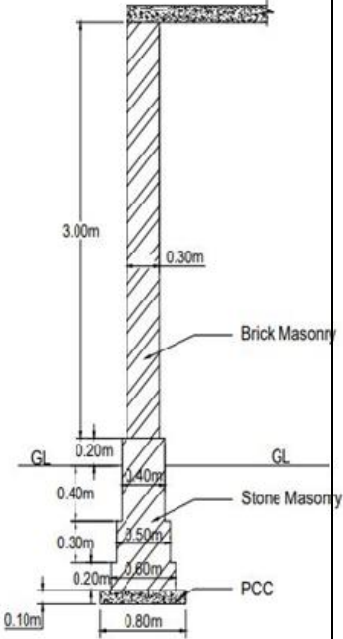
Answer the Questions.

Total Marks 40M

6.	a.	Explain the various factors to be considered while preparing the detailed estimate.	10 Marks	L2	C01
----	----	---	----------	----	-----

	<b>b.</b>	Prepare an estimate which needs to be prepared in short duration of time for a building at Rajanukunte having a carpet area of 30000 sq. ft, given the following data. It may be assumed that 35% of built-up area will be taken up by corridors, verandahs, lavatories, staircases, etc. and 11% of built up area will be occupied by wall and other supports. (i) Plinth area rate - Rs. 1000.00 per sq. m (ii) Extra for special Architectural treatment – 1% of the building cost (BC) (iii) Extra for water supply and sanitary installation – 5% of the building cost (iv) Extra for electrical installations – 12% of Building cost (v) Extra for services – 5% of the building cost (vi) Contingencies – 3% (vii) Supervision charges - 8%	<b>10 Marks</b>	<b>L3</b>	<b>C01</b>
<b>Or</b>					
<b>7.</b>	<b>a.</b>	Explain the method of preparing preliminary estimation for Irrigation channels, roads and highways, bridges and culverts and water supply and sewerage projects.	<b>10 Marks</b>	<b>L2</b>	<b>C01</b>
	<b>b.</b>	Prepare an estimate which needs to be prepared in a short duration of time for a building at Rajanukunte having a carpet area of 20000 sq. ft, given the following data. It may be assumed that 35% of built-up area will be taken up by corridors, verandahs, lavatories, staircases, etc. and 11% of built-up area will be occupied by walls and other supports. (i) Plinth area rate - Rs. 1000.00 per sq. m (ii) Extra for special Architectural treatment – 1% of the building cost (BC) (iii) Extra for water supply and sanitary installation – 5% of the building cost (iv) Extra for electrical installations – 12% of Building cost (v) Extra for services – 5% of the building cost (vi) Contingencies – 3% (vii) Supervision charges - 8%	<b>10 Marks</b>	<b>L3</b>	<b>C01</b>

8.	a.	<p>Calculate the quantities of the following items of a two roomed building from the given plan and section by long wall short wall method. a) Earthwork in excavation in foundation. b) Cement concrete in foundation.</p> 	10 Marks	L3	CO2
	b.	<p>Calculate the quantities of the following for the same <b>question no. mentioned in 8a</b> -1st class brick work in 1:6 cement mortar for foundation, plinth, 2.5 cm thick cc DPC and 1st class brickwork for superstructure.</p>	10 Marks	L3	CO2
<b>Or</b>					
9.	a.	<p>Estimate the quantities of the following items of a two roomed building from the given plan and section by long wall short wall method. a) Earthwork in excavation in foundation. b) Cement concrete in foundation. c) 1st class brick work in 1:6 cement mortar for foundation and plinth. d) 2.5 cm thick cc DPC. e) 1st class brickwork for superstructure.</p>	10 Marks	L3	CO2

	 <p>Plan of two room building</p>	 <p>Section of a Brick Masonry wall</p>			
<p><b>b.</b></p>	<p>Estimate the quantities of the following items for the same <b>problem mentioned in question no 9a</b> for 1st class brick work in 1:6 cement mortar for foundation and plinth, 2.5 cm thick cc DPC and 1st class brickwork for superstructure.</p>	<p><b>10 Marks</b></p>	<p><b>L3</b></p>	<p><b>C02</b></p>	